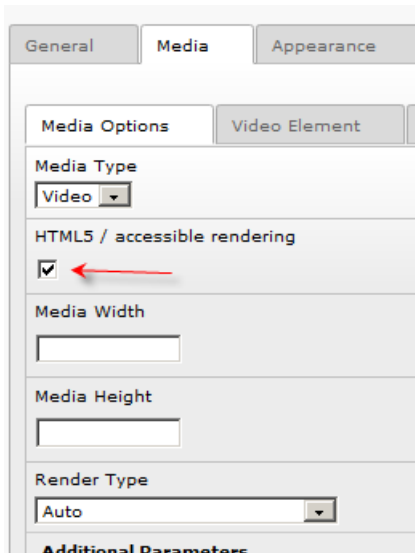


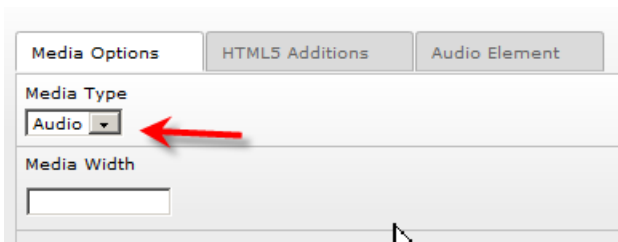
Media element Audio Typo3 6.0 beta2 Selecting media files with wizard fails

Insert media element

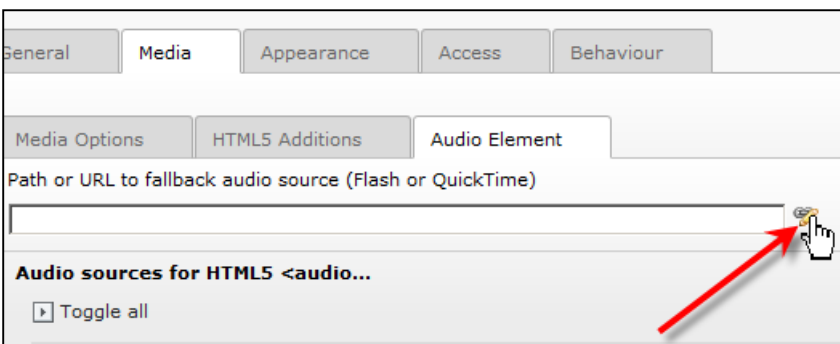
Select HTML5



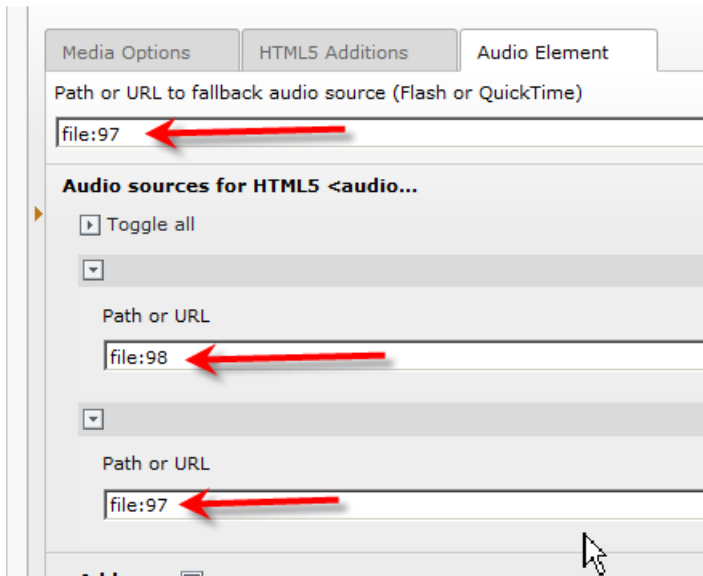
Switch to Audio



Adding Files (mp3 and ogg) via wizard



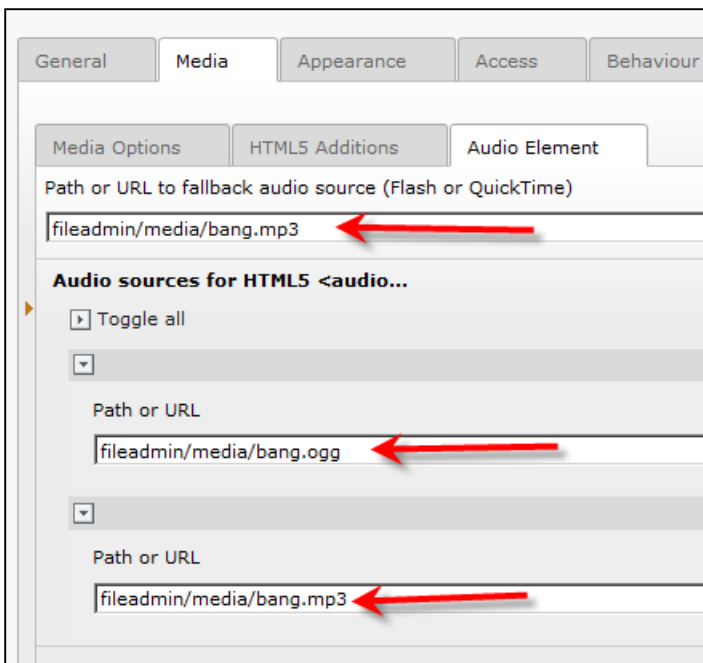
Result



This produces the following HTML5-Code (files missing).

```
<audio id="mmswf505e9c58c70d8_audio_element" class="audio-element" controls="controls">
<source src="http://typo36gov.blahbla.de/" />
<source src="http://typo36gov. blahbla.de/" />
</audio>
```

Adding files via copy and paste works



```
<div id="mmswf505e9d1b72426_audio_box" class="audio-box" style="width:300px; height:30px;">
<div id="mmswf505e9d1b72426_flash_install_info" class="flash-install-info"></div>
<audio id="mmswf505e9d1b72426_audio_element" class="audio-element" controls="controls">
<source src="http://typo36gov.blahbla.de/fileadmin/media/bang.ogg" type="audio/ogg" />
<source src="http://typo36gov.blahbla.de/fileadmin/media/bang.mp3" type="audio/mpeg" />
<noscript>
<object class="audio-flash-fallback" id="mmswf505e9d1b72426_audio_flash" type="application/x-
shockwave-flash" data="typo3/contrib/flashmedia/player.swf" width="300" height="30">
<param name="quality" value="high" />
<param name="allowScriptAccess" value="sameDomain" />
```

2012-09-13

```
<param name="menu" value="false" />
<param name="movie" value="typo3/contrib/flashmedia/player.swf" />
<param name="flashvars"
value='config={"provider":"audio","plugins":{"audio":{"url":"flowplayer.audio-
3.2.2.swf"},"controls":{"autoHide":false,"fullscreen":false}},"clip":{"url":"http://typo3gov
.ghsvs.de/fileadmin/media/bang.mp3"}}' />
</object>
</noscript></audio>
</div>
```