

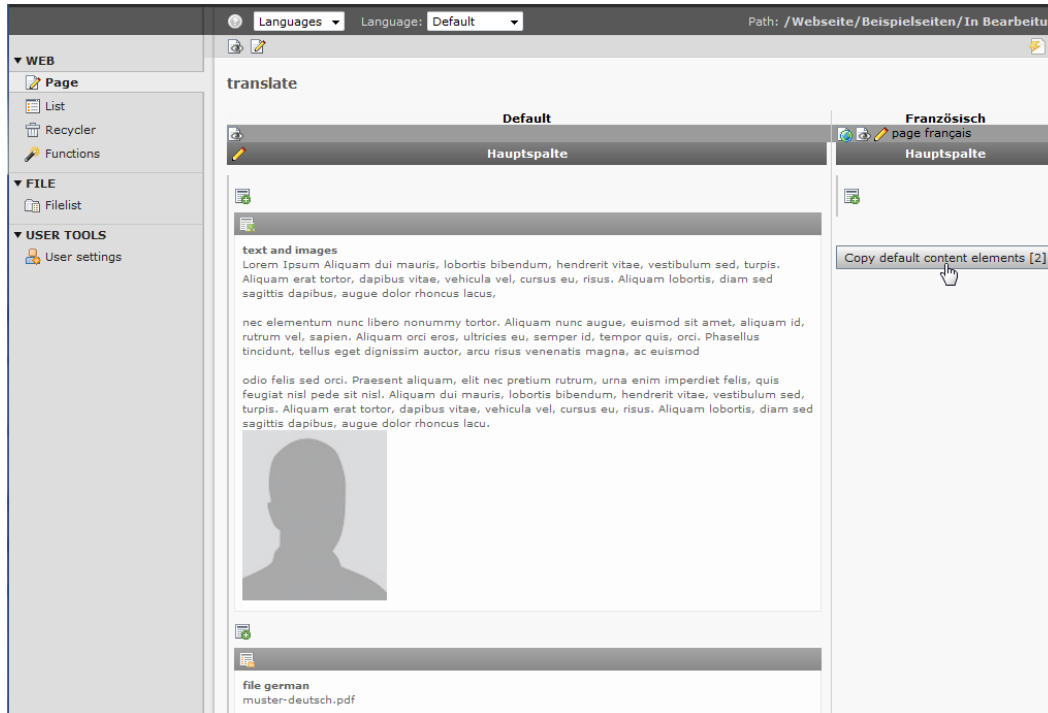
Requirements for translation handling in TYPO3 CMS 6.0

From our point of view as an agency, the following should be possible regarding localization and FAL (everything should work fine as **BE user without admin rights!**):

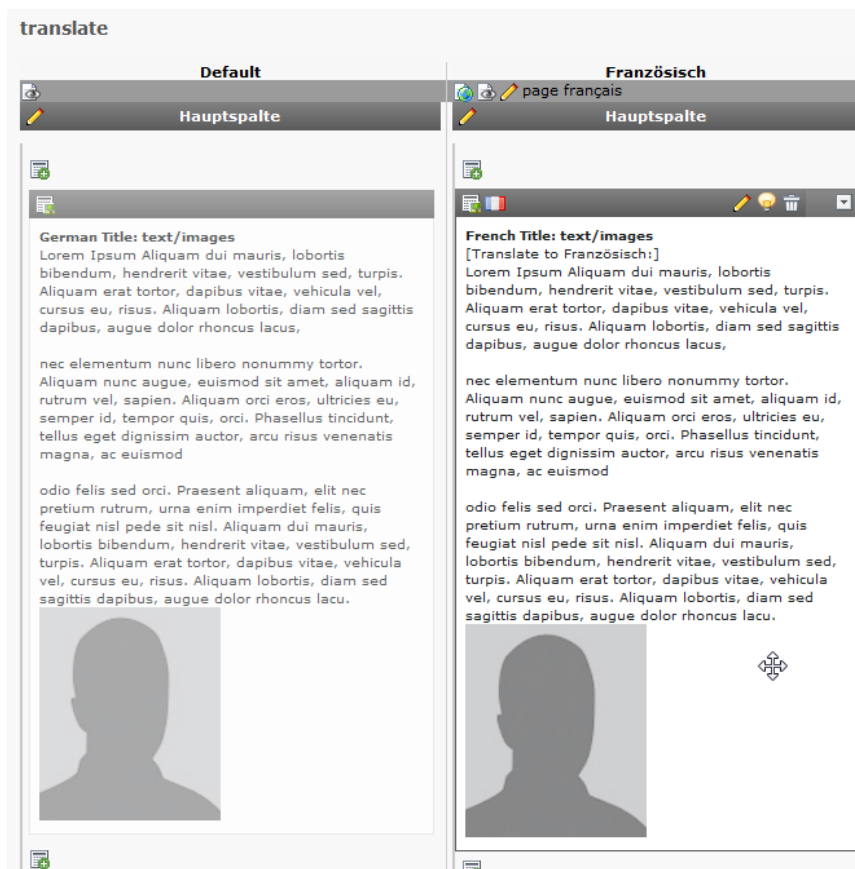
1. Localizing duplicates all IRRE records from default language -> content from default language is shown in the alternate language
=> works properly
2. Localizing file links: delete one or several IRRE records
=> works, but not properly
3. Localizing file links: exchange one or all IRRE records
=> works, but not properly
4. Localizing images: delete one or all IRRE records
=> doesn't work
5. Localizing images: exchange one or all IRRE records
=> doesn't work
6. Hide localized CE
=> doesn't work
7. Hide default language IRRE image (or other file)
=> currently not possible (hide icon is missing)
8. Hide localized IRRE image (or other file)
=> currently not possible (hide icon is missing)

→ All tests / screenshots done with a non-admin BE user

Localizing duplicates all IRRE records from default language

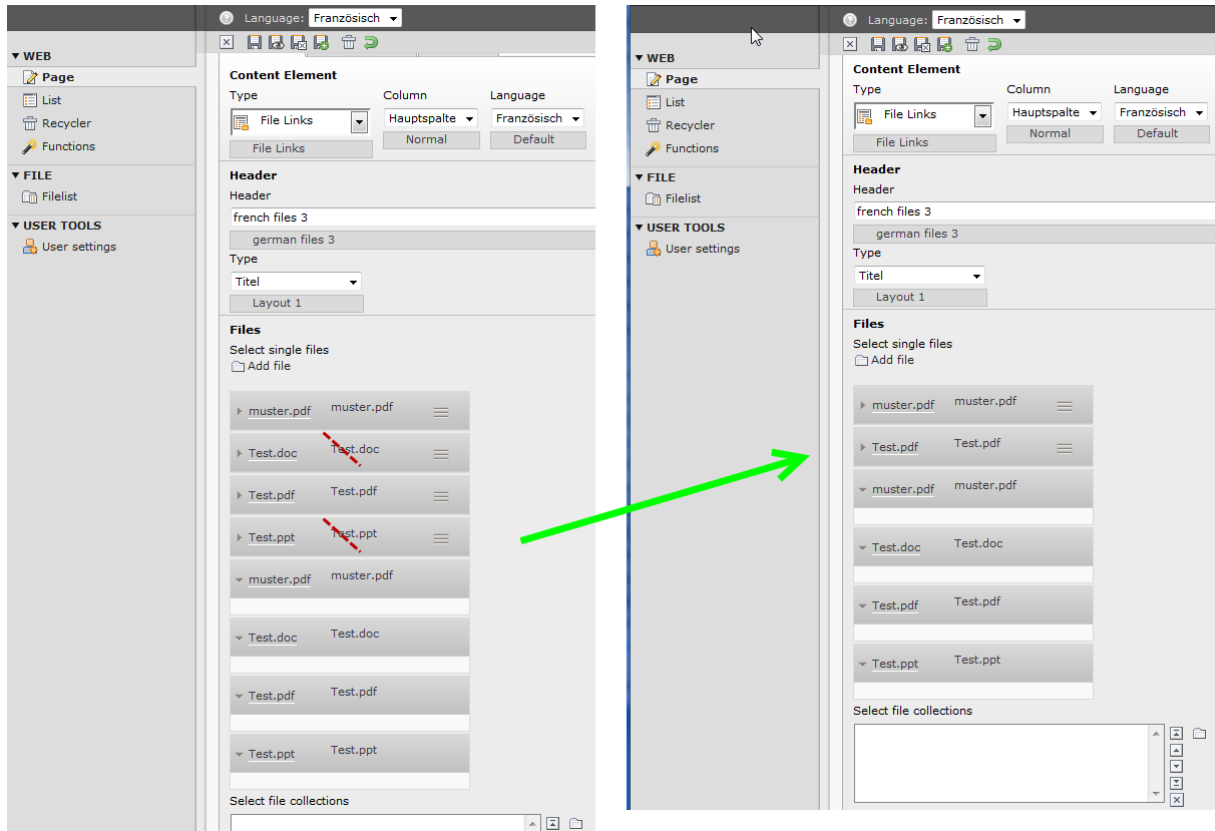


Copy default content elements > works properly



1 Localizing file links: delete one or several IRRE records

1.1 Delete german record

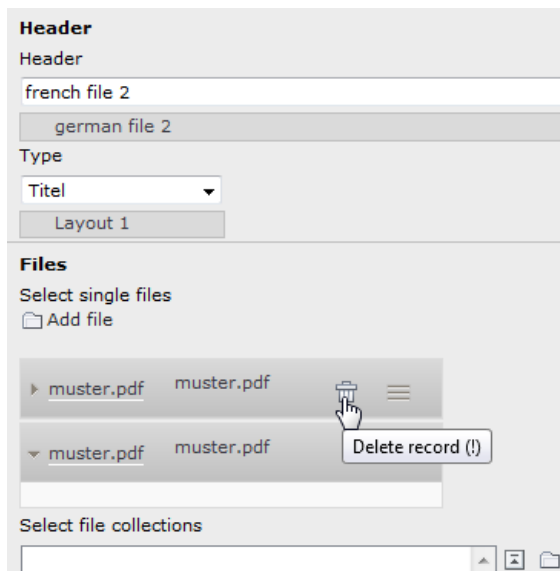


Delete some german records > save > delete > save
→ You have to delete und save two times!

2 Localizing file links: exchange one or all IRRE records

2.1 Delete german record and add french record

- Base is one german file > PDF
- French localization shows two IRRE records!
- At the first line you have the “recycler” for deletion
- At the second line is the icon to localize the PDF



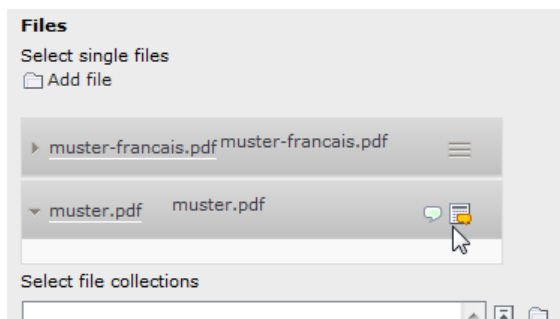
Delete the first german file > save > **you have to do this two times!**

Adding a new (french) file using "Add file" results in a french file in the FE:

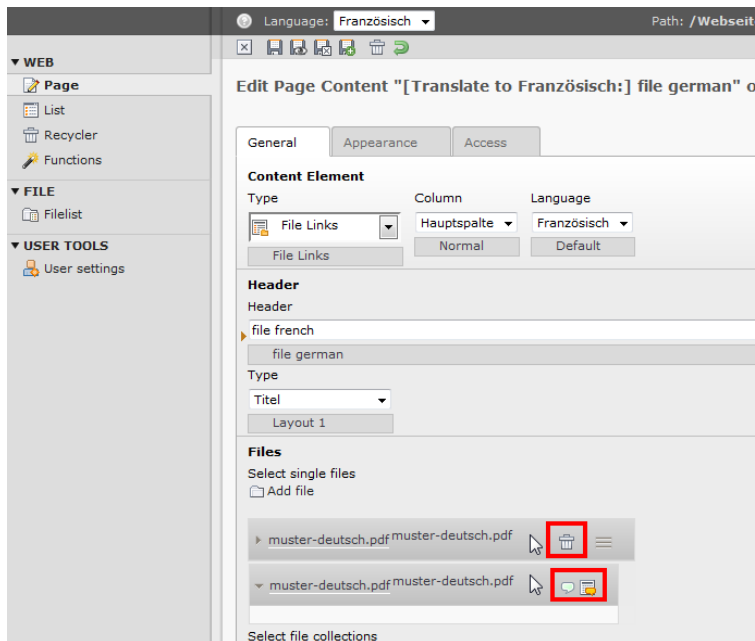
french file 2

 [muster-francais.pdf](#) [34 K]

So far so good, but the BE still shows the localizable IRRE record which has no function (you cannot change the file behind that record):

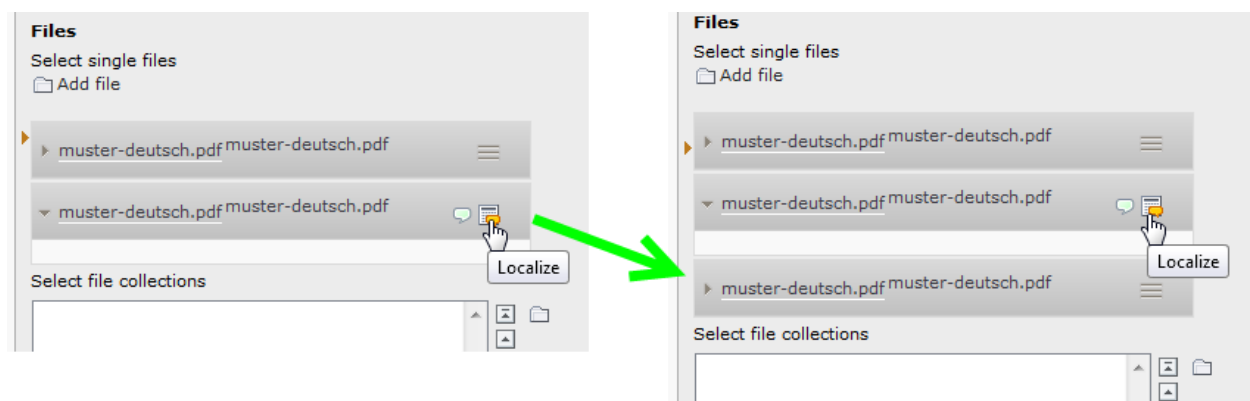


2.2 Localize german record



- Base is one german file > PDF
- **French localization shows two IRRE records!**
- At the first line you have the “recycler” for delete.
- At the second line is the icon for localize the PDF.

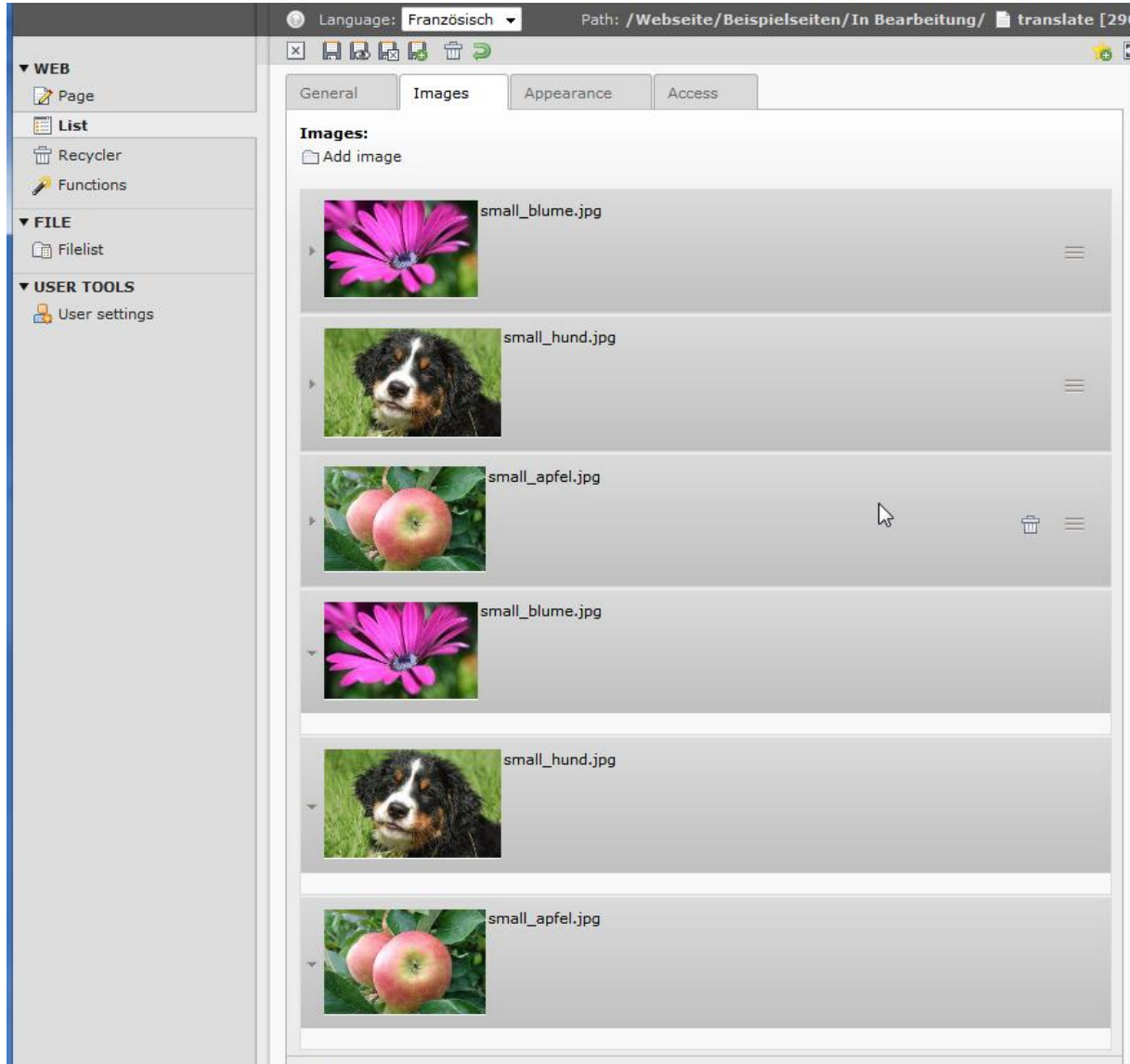
In the FE the german PDF is shown:



**Localize the PDF > TYPO3 creates a 3rd record.
The FE now shows 2 records**

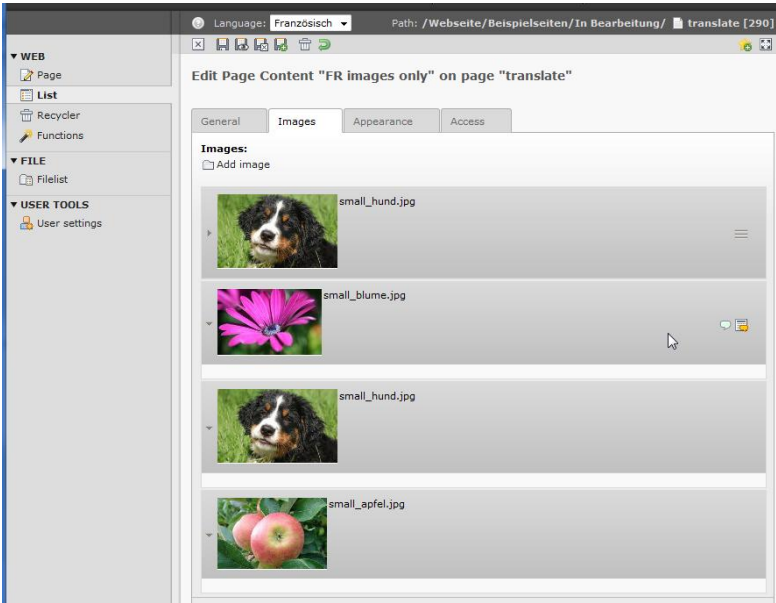
3 Localizing images: delete one or all IRRE records

- German CE with 3 IRRE records.
- **After Localizaiton we have 6 records**
- 3 with “paperbin” icon and 3 with “localize” icon



Now delete the flower and the apple pictures > save (**again two times!!**)

In the BE we see 1 correct picture (dog) and 3 originals which could not be deleted = 4 records (flower, dog, apple)



FRENCH images

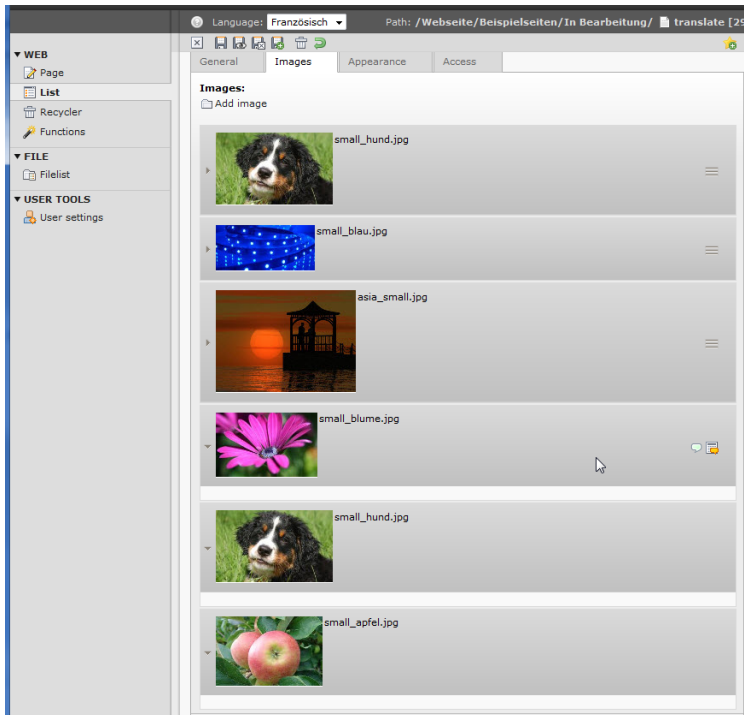
In FE =>




4 Localizing images: exchange one or all IRRE records

- German CE with 3 IRRE pictures > flower, dog, apple
- We would like to change two of them
- We delete the flower and the apple (**two times!**)
- Then we add a blue picture and a sunset picture.

Backend view is correct:



But the images in the FE are not correct:



5 Hide localized CE

Precondition:

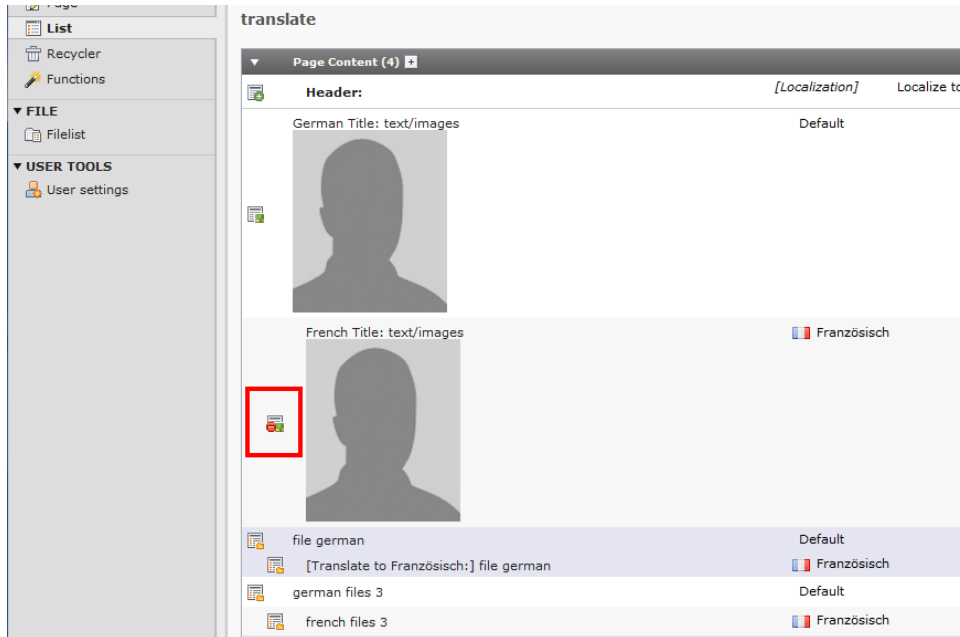
sys_language_mode = content_fallback

sys_language_overlay = hideNonTranslated

(same settings were fine with TYPO3 4.5)

If we hide a localized french CE, the german CE is shown in the FE:

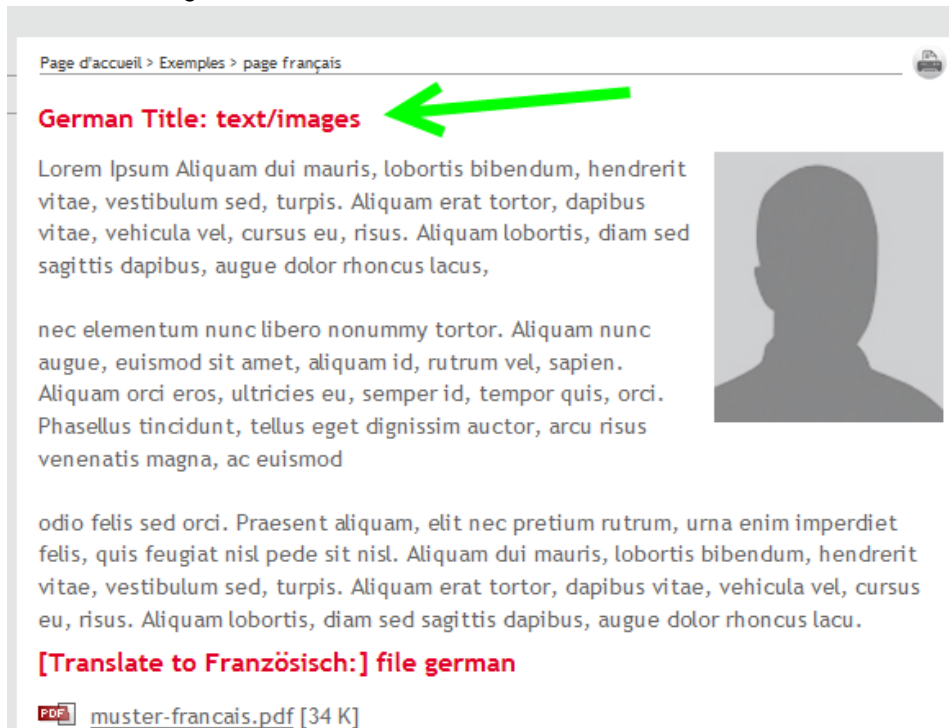
BE view:



The screenshot shows the 'translate' view in the TYPO3 BE. On the left is a sidebar with navigation options like 'List', 'Recycler', 'Functions', 'FILE', 'Filelist', and 'USER TOOLS'. The main area displays a list of content elements under 'Page Content (4)'. The elements are:

- Header: German Title: text/images (Default)
- French Title: text/images (Französisch) - This element and its icon are highlighted with a red box.
- file german (Default)
- [Translate to Französisch:] file german (Französisch)
- german files 3 (Default)
- french files 3 (Französisch)

FE view shows german CE:



The screenshot shows the FE view of the page. The breadcrumb is 'Page d'accueil > Exemples > page français'. The main content area displays the German content element, with the text 'German Title: text/images' highlighted in red. A green arrow points to this text. Below the title is a paragraph of Lorem Ipsum text, followed by a silhouette image. At the bottom, there is a link '[Translate to Französisch:] file german' and a PDF icon next to the text 'muster-francais.pdf [34 K]'.