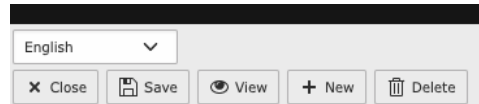
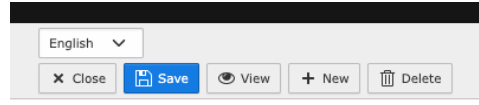
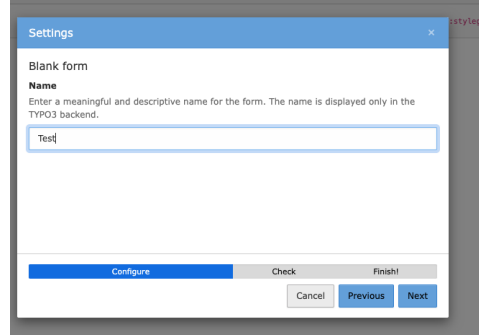


Concept Highlight Save Button

This Concept is based on the “**10 Steps to Improve Usability, Utility, and Desirability** by Implementing Nielsen and Molich’s UI Design Guidelines”

- 1 - Choose the website, app, module, or feature for which you want to critique and improve usability, utility and desirability.
- 2 - Then work through the list to see whether or not the website or app follows Nielsen and Molich’s 10 rules of thumb.
- 3 - Finally, improve the website or app by further applying the 10 guidelines.

Rule of Thumb	Is this rule being applied? How so?	Is this rule violated? How so?	How can this rule further improve usability, utility and desirability?
1. Visibility of system status		Yes	 <p>Finding important actions quickly reduces work time and speeds up workflow.</p>
2. Match between system and the real world		Yes	The most important action “Save” is visually on the same level as “Close”, “View”, “New” and “Delete” actions. The most important and most used action should be highlighted.
3. User control and freedom	Yes	No	
4. Consistency and standards	No	Yes	 <p>In most apps or forms the important “Save”, “Confirm” Button is highlighted in the UI, so that is clear, what should be the next step in my workflow.</p>

			<p>Other places in TYPO3 with the same behavior:</p>  <p>+ Redirect Management</p> <p>i No redirects found! There are currently no redirect records found in the database. Create new redirect</p>
5. Error prevention	No	Yes	<p>Since all action buttons have the same level, the User can accidentally click on the wrong action. If his preferred action is highlighted, this behavior is made more difficult.</p>
6. Recognition rather than recall	No	Yes	<p>The User has to read 5 Action Button Labels to identify the “Save” action. The only property the user has to remember is the position of the button in the second place. With a colored highlighting, the Save button immediately distinguishes itself from all other action buttons</p>
7. Flexibility and efficiency of use	Yes	No	

8. Aesthetic and minimalist design	Yes	No	The number of action buttons cannot be reduced further, because the action bar already contains all the necessary information.
9. Help users recognize, diagnose and recover from errors	Yes	No	
10. Help and documentation	Yes	No	Highlighted buttons as the most important action are user learned behavior. The assignment of colors are documented in the style guide.